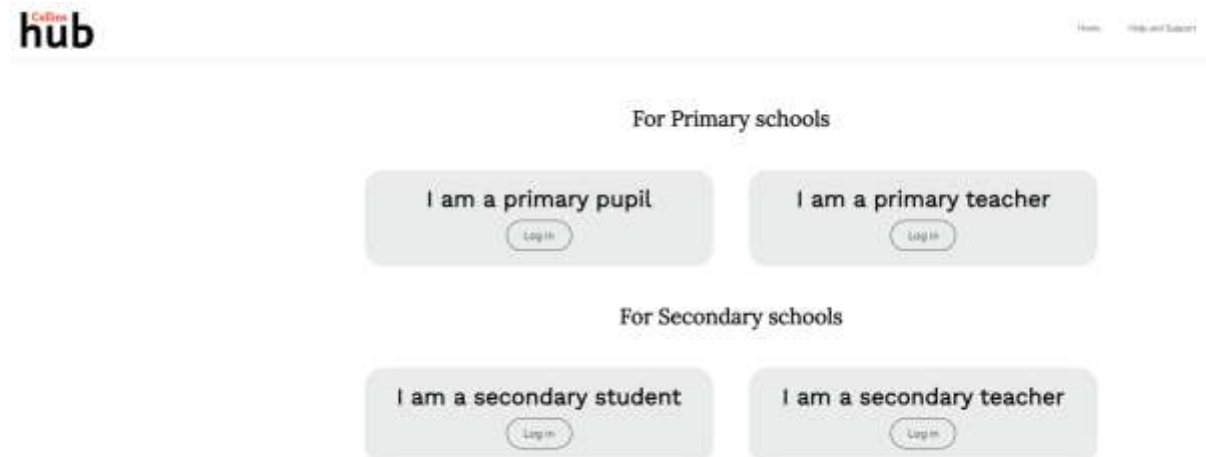


## The Collins Hub eBook User Guide for Parents

Welcome to the Collins Hub. This guide will run through how to access your Collins eBook Library.

### Logging in

- Go to the Collins Hub login page at [collinshub.co.uk/login](http://collinshub.co.uk/login)
- Click on **I am a primary pupil**

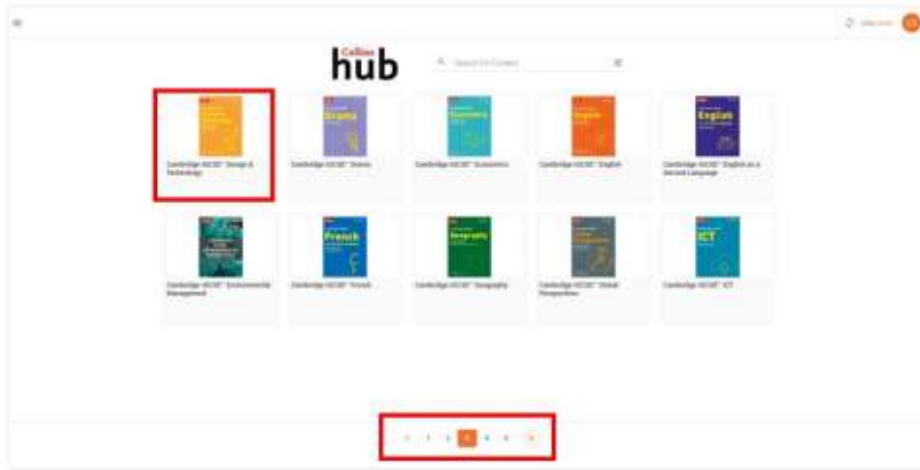


- Enter your child's username and password which have been sent home with your child

The screenshot shows the Collins Hub login form. At the top is the Collins Hub logo. Below the logo is a text input field labeled 'Username or Email \*'. Below that is a password input field labeled 'Password \*' with a toggle icon to its right. Below the password field is a link that says 'Forgotten Your Password?'. Below that is a checkbox labeled 'Remember Me'. At the bottom of the form is a 'SIGN IN' button.

## Reading the eBooks

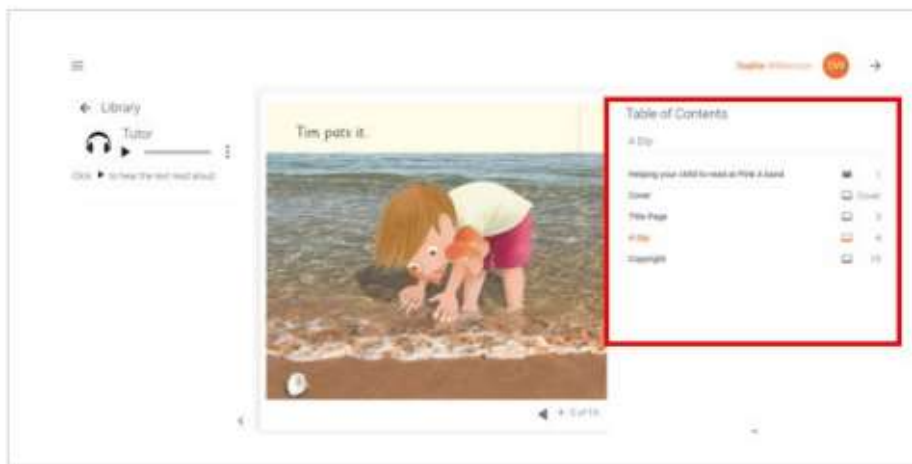
Once you have logged in you will see the **Library** screen, which contains all of the **eBooks** assigned to your child by their teacher. These are listed alphabetically, and you will need to use the arrows to scroll through the **page numbers** (1) to find the book you wish to read. To open a book, **click on the cover** (2).



This will display the cover page of the eBook and, on most screens, the **left panel** will open automatically. This is where you can play the accompanying audio (1), which is available for all Key Stage 1 titles. You can hide this panel by clicking the **small arrow** (2) at the bottom of the screen.



To show the **table of contents** for the eBook, click the **arrow in the top right corner**. This will provide you with the chapter titles and enable you to jump to specific parts of the book. Clicking the arrow again will hide it.



The **Library** button will take you back to the main library page.

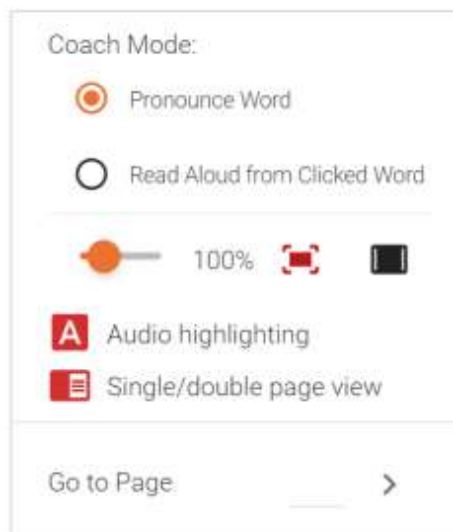


If you click the **three dots** in the **bottom right corner**, it will bring up the menu for **Coach Mode**.



Coach mode enables you to:

- Listen to the words.
- Change the size of the page (zoom in and out).
- Jump to/select a specific page.
- Change the layout of the book on screen.



If you click on the **three dots** next to the **audio player**, you will see the option to **change the playback speed** or **stop autoplay**.

